

Futuristic Folktales: a dance for hope – The Place, London - Visual Guide



A dance theatre performance by Charlotte Mclean & Collaborators

This visual guide for *Futuristic Folktales: a dance for hope* will give you some information about the building the show is in, the dancers you will see on stage, and it will explain what happens in each part of the show.

This show contains lots of loud bagpipe noises that are experimental, which means they might sound strange to hear at first. There are also moments of overlapping voices that some audience members may find difficult to listen to.

For parts of the performance where the sound is very loud or might feel uncomfortable on your ears you will see this sign;



(There are earplugs available where you enter the performance space, you can take a pair for free if you would like to use them)

For content warnings you will see this sign beside information about what the content warning is;



(Content warnings let you know when something in the piece might feel emotionally difficult to watch)


There will be no strobe, flashing lights or fast lighting changes during this performance.

Futuristic Folktales: A Dance for hope will be performed at the Place on Thursday 18th April;

APRIL 2024

M	T	W	T	F	S	S
1	2	3	4	5	6	7
8	9	10	11	12	13	14
15	16	17	18	19	20	21
22	23	24	25	26	27	28
29	30					

At 7.30pm;



The performance will last approximately 1 hour.

There are no scheduled breaks during the performance, but you can leave and come back if you need to. There will always be some dim lighting on the seating area throughout the performance so that you can safely leave and come back if you need to.

You are welcome to make noise, move and stim safely during the performance.

Venue, Ticket Booking and Artist info



This performance of Futuristic Folktales: A Dance for Hope will be at **The Place, London.**


← This is a photo of the outside of the building.

The address of The Place is;
17 Duke's Rd, London WC1H 9PY.

Getting to The Place;

 - Car

There are dedicated blue badge parking bays directly outside the Duke Street entrance of The Place.

 - Tube

The nearest Tube stations are **Euston** (Victoria Line, Northern Line), 6 minutes from the Place and **King's Cross St Pancras** (Victoria Line, Northern Line (Bank branch), Circle, Hammersmith & City and Metropolitan Lines) 8 minutes from the place. Step-free access and boarding ramps are available at both of these tube stations.

 - Bus

The nearest bus stops to The Place are British Library (services 10, 205, 30, 390, 476, 59, 73, 91, N73, N91), roughly 6 minutes from the Place, and Upper Woburn Place (services 168, 59, 68, 91, N91). Roughly 2 minutes from The Place.



← This is the inside of the performance space at The Place

Accessible seating is reached by lift, and there is step free access into the performance space both upstairs and at stage level.



← This is Charlotte Mclean (she/her).

Futuristic Folktales: A Dance for Hope was made by Charlotte Mclean and Collaborators (a team of artists that Charlotte put together to help make the show).



← This is Astro (he/him).

Astro is one of two performers in *Futuristic Folktales: A Dance for Hope*. In this photo of Astro, he is wearing the costume he wears during the performance.



← This is Orrow (they/them)

Orrow is the other performer in *Futuristic Folktales: A Dance for Hope*. Orrow is also wearing the costume they wear during the performance.

Futuristic Folktales – Visual Story Guide



Futuristic Folktales: A Dance for Hope is an experimental dance theatre performance.

There are themes, movements and words that are about birth, justice/injustice (what is fair or unfair), and reproductive rights (rights of each person to do what they want with their bodies when having or not having children) throughout the performance.

In this visual story guide, you will find sentences like 'Astro/Orrow tells a story with their body'. The story they tell with their bodies will mean lots of different things to different people and it's ok to not always understand the story they are telling, to make up your own story or to just watch the movement and listen to the words and music.

Timings: The timings for each part are not exact times, they are there to give you a rough idea of how long each section might last.



Entering the Theatre

What you will see:

← The stage will look like this when you enter. Once the lights on the stage change, Astro and Orrow start the performance.

What you will hear: an audio recording of different voices speaking. This is gently paced until just before the performance begins when the words get a little louder, faster and overlapping. When you hear lots of voices say 'I dance for hope' together the performance is beginning.



Part 1: 10 minutes

What you will see: Astro and Orrow will tell stories with their bodies. There will be blue then green light across the stage throughout

What you will hear: Bagpipes that stop and start. At times they can sound screechy and become more intense and unfamiliar. They then speed up. Astro sometimes makes noises like he is in pain, but he isn't actually in real pain.



Part 2: 10 minutes

What you will see: The lights gently change to warm white. Astro and Orrow will tell the Story of Time using words.

What you will hear: Just Astro and Orrow's Voices at first. Then the bagpipes that might feel like they have a ringing or scratchy sound to them. The sound gets more layered with a siren noise at first, followed by a pulsing sound. The dancers might also make noises that might sound like they are in pain, but they aren't really.

★ Words like racism, white supremacy, patriarchy, dysphoria, colonisation, death are said and responded to in movement by the dancers in this part.



Part 3: 5 minutes

What you will see: The lighting changes to blue and Astro and Orrow tell a story with their bodies. The lighting gently changes to pink.

What you will hear: The music continues from the last section but it is more layered at points and can feel quite intense to listen to. At some points there is a buzzing and high pitched sounds.



Part 4: 5 minutes

What you will see: The lights change to green then blue. Astro and Orrow tell a story with their bodies. Astro makes noises and Orrow says some words, then Orrow and Astro speak to each other.

What you will hear: Astro and Orrow's voices with birdsong playing underneath.

★ What Astro and Orrow say to each other in this section might be hard for some people to hear because they might connect it to their own experiences of struggling in life.



Part 5: 7 minutes

What you will see: The lighting changes to warm white and Astro tells a story with his body while Orrow watches.

What you will hear: Just Astro making noises as he moves.




Part 6: 3 minutes

What you will see: Astro sits down beside Orrow. Then Orrow gets up and tells a story with their body. The lighting turns red.

What you will hear: Fast overlapping chatter of lots of different voices. A drum beat plays under the sound of the voices.



★ sound could be triggering if busy noises and places with lots of talking feel overwhelming, if you have lived experience of hearing voices and/or if at times your 'inner voice' feels loud or confusing.



Part 7 : 10 minutes

What you will see: The voices stop. Orrow continues telling a story with their body, then Astro joins in. The lighting goes from red to blue to a strip of warm white lighting.

What you will hear: The bagpipes come in quite loud. At some points the bagpipes can sound a bit scratchy. The music then becomes layered with different sounds happening at the one time.



Part 8: 5 minutes

What you will see: Astro and Orrow centre stage wrapped around each other. The lighting is blue, fading to dark at the end. After the performance, the house lights will come on, meaning a warm white light will cover the stage and audience area.

What you will hear: There is the sound of some ocean waves under bagpipe music. The music has some different layers to it. At some points it is quite loud. At the end you will likely hear the audience clapping.

If you have any access questions or concerns about attending Futuristic Folktales: a dance for hope, or you need this information in any other format please contact the producer of the show **Helen McIntosh** - hmproducer@outlook.com.

This Visual Guide was created by **Nelly Kelly** (writer and access coordinator of Futuristic Folktales: A Dance for Hope), if you have any questions about the guide or would like to provide any feedback, please contact them at nellykellywrites@gmail.com